


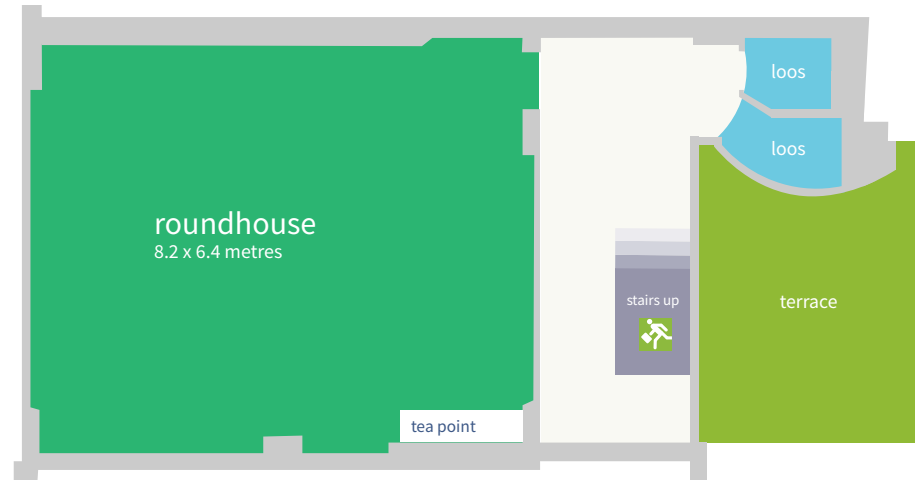
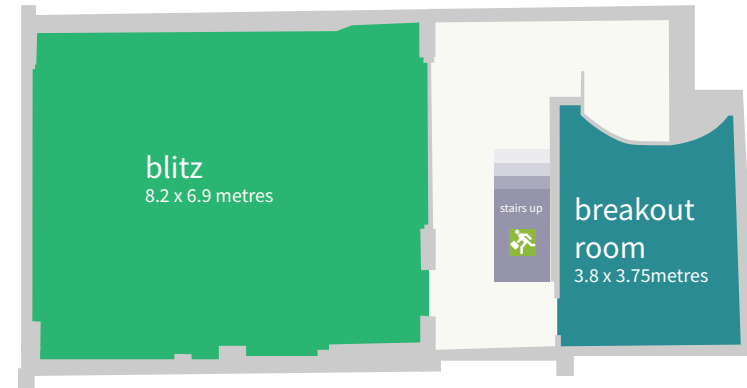
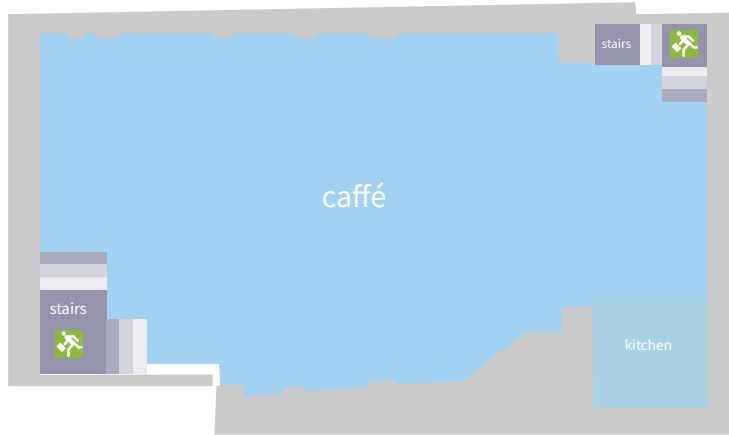


wallace space **covent garden** dimensions and capacities

	dimensions	max. theatre style	max. u-shape tables + chairs	max. boardroom	max. u-shape chairs	max. cabaret	max. soft seating	working space in square metres
60ps astoria	8.2 x 5.3 mtr	n/a	n/a	n/a	n/a	6	n/a	43.5
60ps scala	7.7 x 8.5 mtr	n/a	n/a	n/a	n/a	12	n/a	65.5
60ps blitz	8.2 x 6.9 mtr	n/a	n/a	n/a	n/a	n/a	12	56.5
60ps roundhouse	8.2 x 6.4 mtr	n/a	n/a	n/a	n/a	12	n/a	52.5
60ps marquee	8.2 x 6.7 mtr	n/a	n/a	n/a	n/a	12	n/a	54.5
60ps lower caffe		n/a	n/a	n/a	n/a	14	n/a	56
53ps 1956	10.2 x 4.3 mtr	15	11	11	12	9	12	44
53ps 1959	8.2 x 4.3 mtr	9	6	6	8	6	8	35
53ps1965	7.5 x 4.4 mtr	10	8	8	8	6	8	33
53ps 1969	7.9 x 5.3 mtr	16	11	11	12	12	12	42
53ps 1972	4.7 x 5.8 mtr	9	6	6	7	6	7	27
53ps 1977	4.3 x 4.7 mtr	6	5	5	5	0	5	20
53ps 1979	8.5 x 4.5 mtr	11	9	9	9	9	9	38
53ps 1989	6.0 x 4.2 mtr	9	7	7	6	6	7	25
53ps 1989-90	8.6 x 6.0 mtr	12	9	10	10	12	9	51.5
53ps 1990	6.0 x 4.2 mtr	9	7	7	6	6	7	25
53ps 1990-1991	8.6 x 6.0 mtr	12	9	10	10	12	9	51.5
53ps 1991	6.0 x 4.2 mtr	9	7	7	6	6	7	25
53ps1989-91	12.8 x 6.0 mtr	18	16	16	16	18	15	77
53ps 1994	7.6 x 3.8 mtr	10	8	6	8	9	7	29
53ps 2019	8 x 6.7 mtr	16	10	10	12	15	12	53.5



wallacespace covent garden 60 parker street all floors





wallacespace **covent garden** 53 parker street 1st floor



