



## wallacespace **spitalfields** dimensions + capacities

	dimensions	minimum numbers	max. theatre style	max. u-shape tables + chairs	max. boardroom	max. u-shape chairs	max. cabaret	max. soft seating	working space in square metres
1.1 ariane	3.0 x 8.5 mtr	14	40	16	18	20	20	16	41.5
1.2 hubble	4.0 x 5.0 mtr	6	12	0	10	10	0	8	22.5
1.3 halley	4.0 x 5.0 mtr	6	12	0	10	10	0	8	22
1.4 luna	9.0 x 9.0 mtr	40	100	26	22	40	60	35	98.5
1.5 franklin	4.0 x 8.0 mtr	12	30	12	14	16	16	14	31
2.1 telstar	3.0 x 5.0 mtr	4	8	0	8	8	0	6	15.5
2.2 apollo	9.0 x 7.6 mtr	30	80	24	24	28	36	28	71
2.3 soyuz	14.5 x 7.6 mtr	40	110	30	36	46	60	30	110
apollo + soyuz	23.5 x 7.6 mtr	85	220	44	60	86	120	50	178
3.1 johnson	5.8 x 8.0 mtr	25	60	24	24	36	36	25	94
3.2 vaughan	5.4 x 8.0 mtr	14	40	14	20	24	25	20	42
3.3 darden	5.4 x 8.0 mtr	14	40	14	20	24	25	20	41.5
3.4 jackson	6.5 x 8.0 mtr	18	50	18	22	24	30	22	50

rooftop kichen 6.8m x 28.5m

maximum numbers for dining 100  
maximum numbers for a stand up reception 150  
maximum numbers for theatre style 150



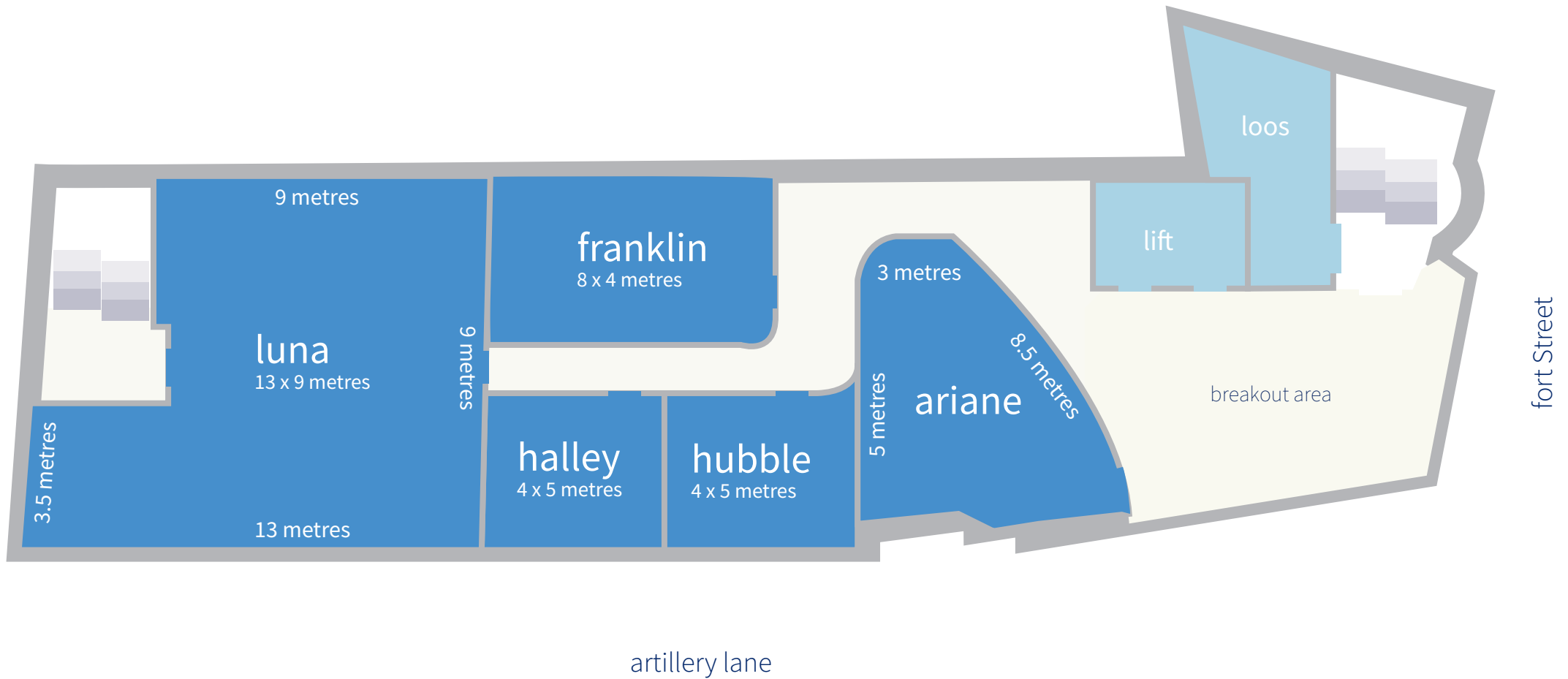
wallacespace **spitalfields** basement

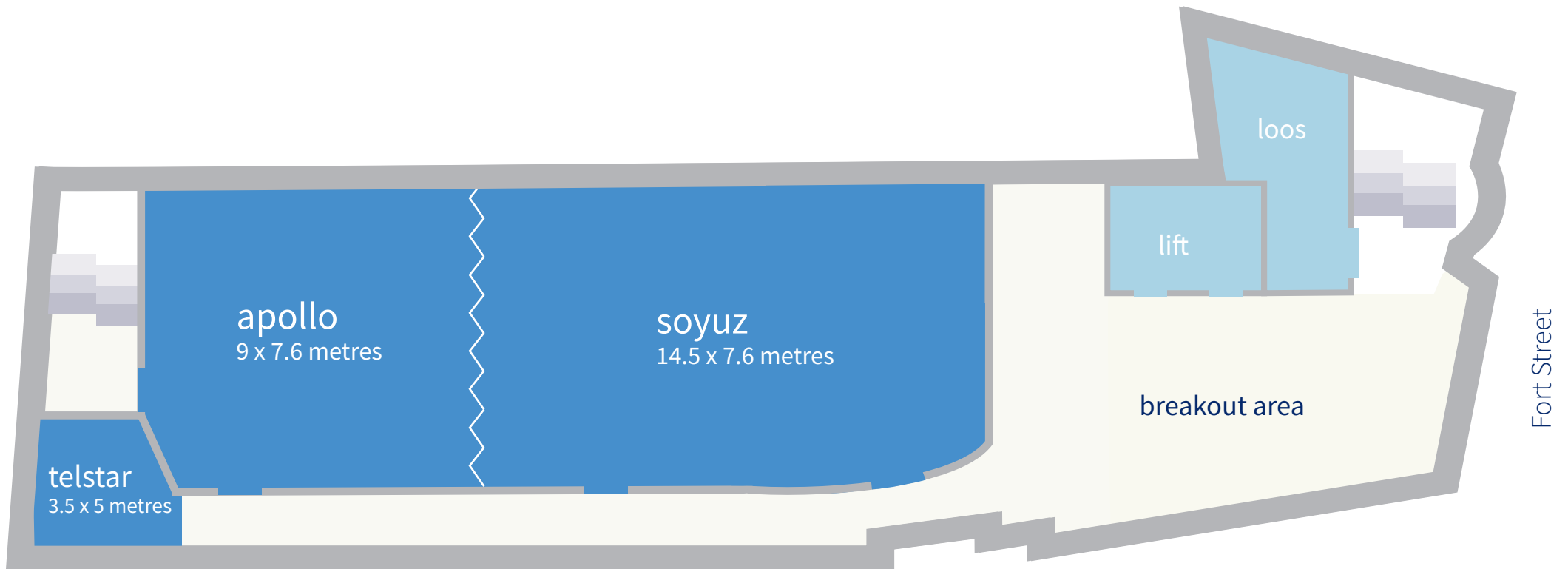




wallacespace **spitalfields** ground floor

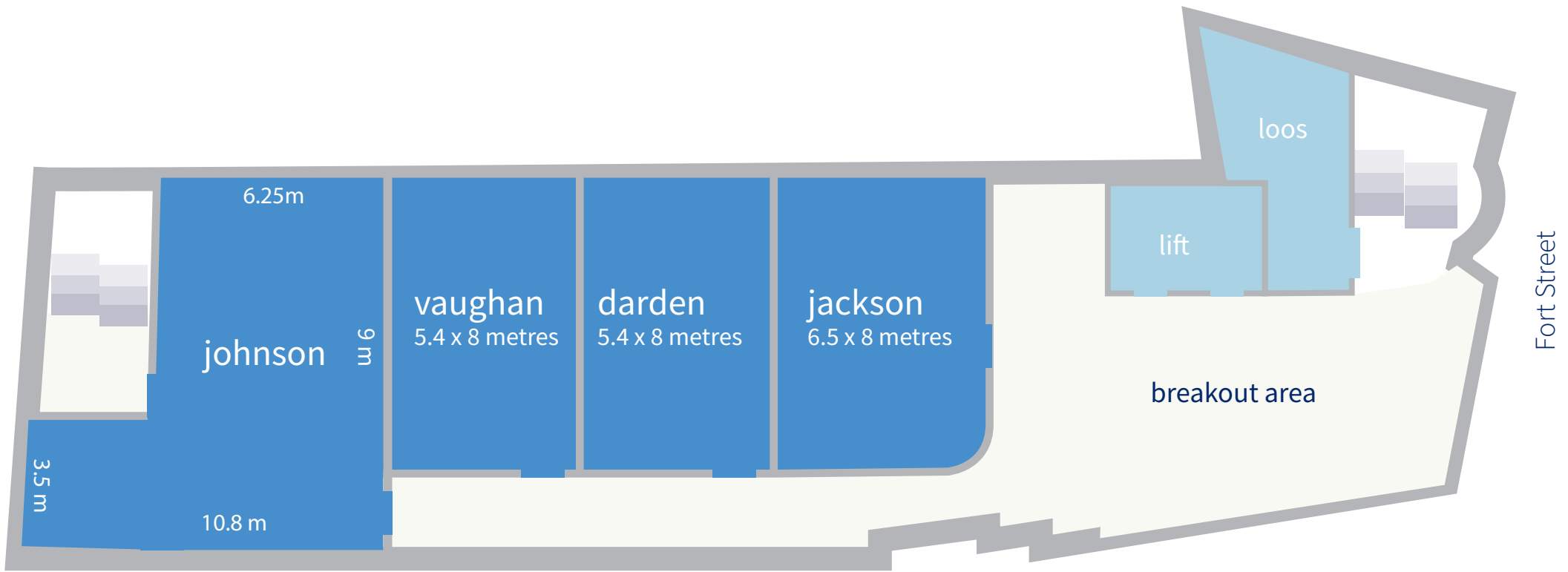






Artillery Lane

Fort Street



Artillery Lane

Fort Street

