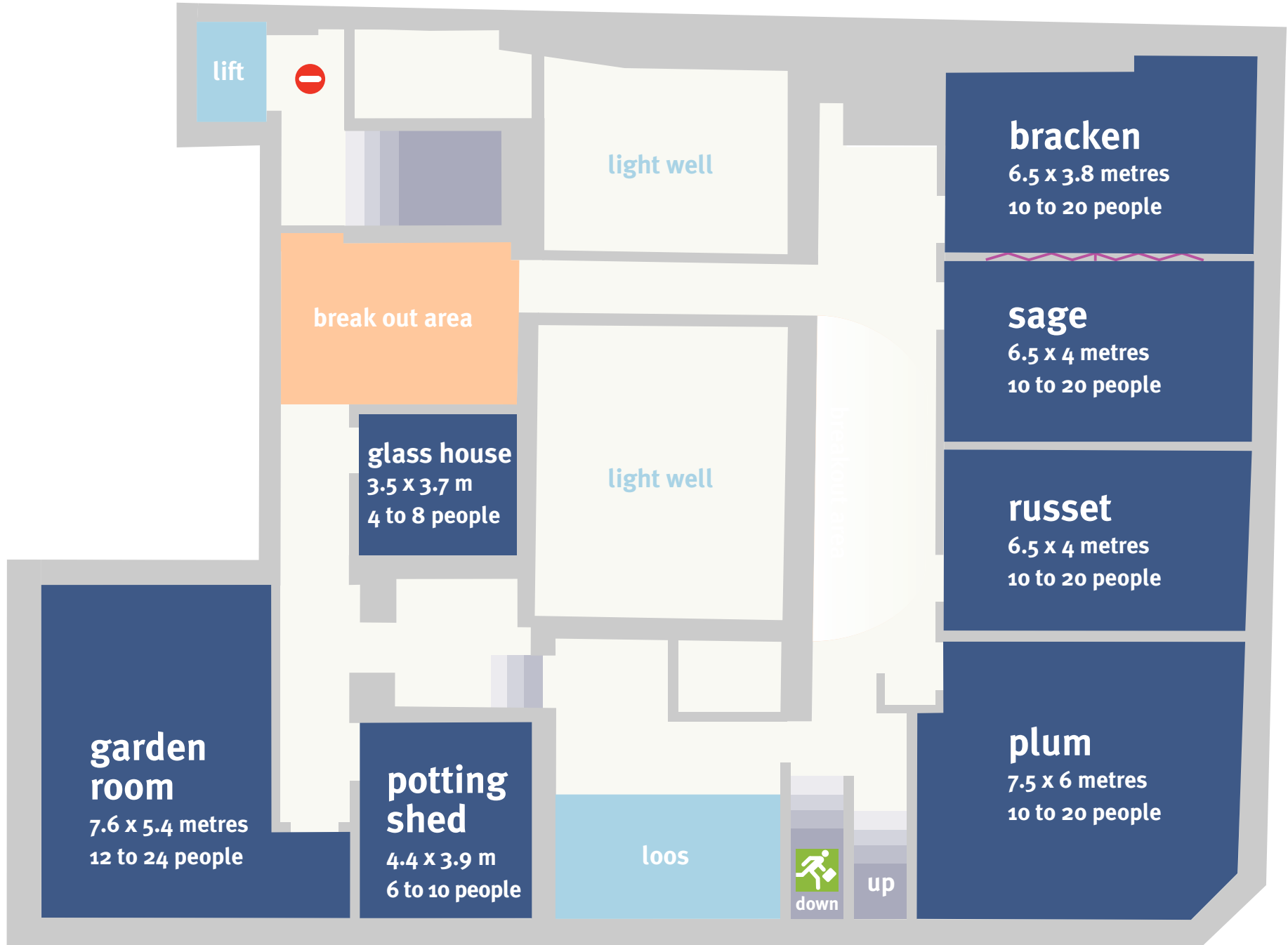




wallacespace **covent garden** dimensions and capacities

	dimensions	minimum numbers	max. theatre style	max. u-shape tables + chairs	max. boardroom	max. u-shape chairs	max. cabaret	max. soft seating	working space in square metres
01 ivy room	6.5 x 3.9 mtr	10	20	10	16	10	16	10	25
02 moss room	6.5 x 4.0 mtr	10	20	10	16	10	16	10	26
ivy + moss	6.5 x 7.9 mtr	75	20	24	24	24	30	24	51
03 rosehip	6.5 x 4.0 mtr	10	20	10	16	10	14	8	26
04 bluebell	6.5 x 6.5 mtr	14	28	18	18	16	24	12	42
lower caffe	7.5 x 7.5 mtr	n/a	30				32		56
11 bracken room	7.5 x 3.8 mtr	10	20	10	16	12	16	10	29
12 sage room	7.5 x 4.0 mtr	10	20	10	16	12	16	10	30
bracken + sage	7.5 x 7.9 mtr	26	85	24	24	30	42	24	59
13 russet room	7.5 x 4.0 mtr	10	20	10	16	16	18	10	30
14 plum room	7.5 x 6.0 mtr	18	50	20	20	20	30	18	45
21 potting shed	4.4 x 3.9 mtr	8	20	10	12	12	10	10	17
22 garden room	7.6 x 5.4 mtr	45	110	28	22	40	80	35	41
23 glass house	3.5 x 3.7 mtr	10	24	12	16	16	16	12	13
31 greenhouse	7.3 x 3.3 mtr	8	16	10	10	12	10	8	24
32 loft room	7.6 x 5.4 mtr	12	40	16	18	20	20	18	41
33 tool shed	4.2 x 3.6 mtr	12	34	16	18	20	20	16	15
rooftop caffe	15.3 x 7.5 mtr	<i>maximum numbers for dining 60 maximum numbers for a stand up reception 100</i>							115









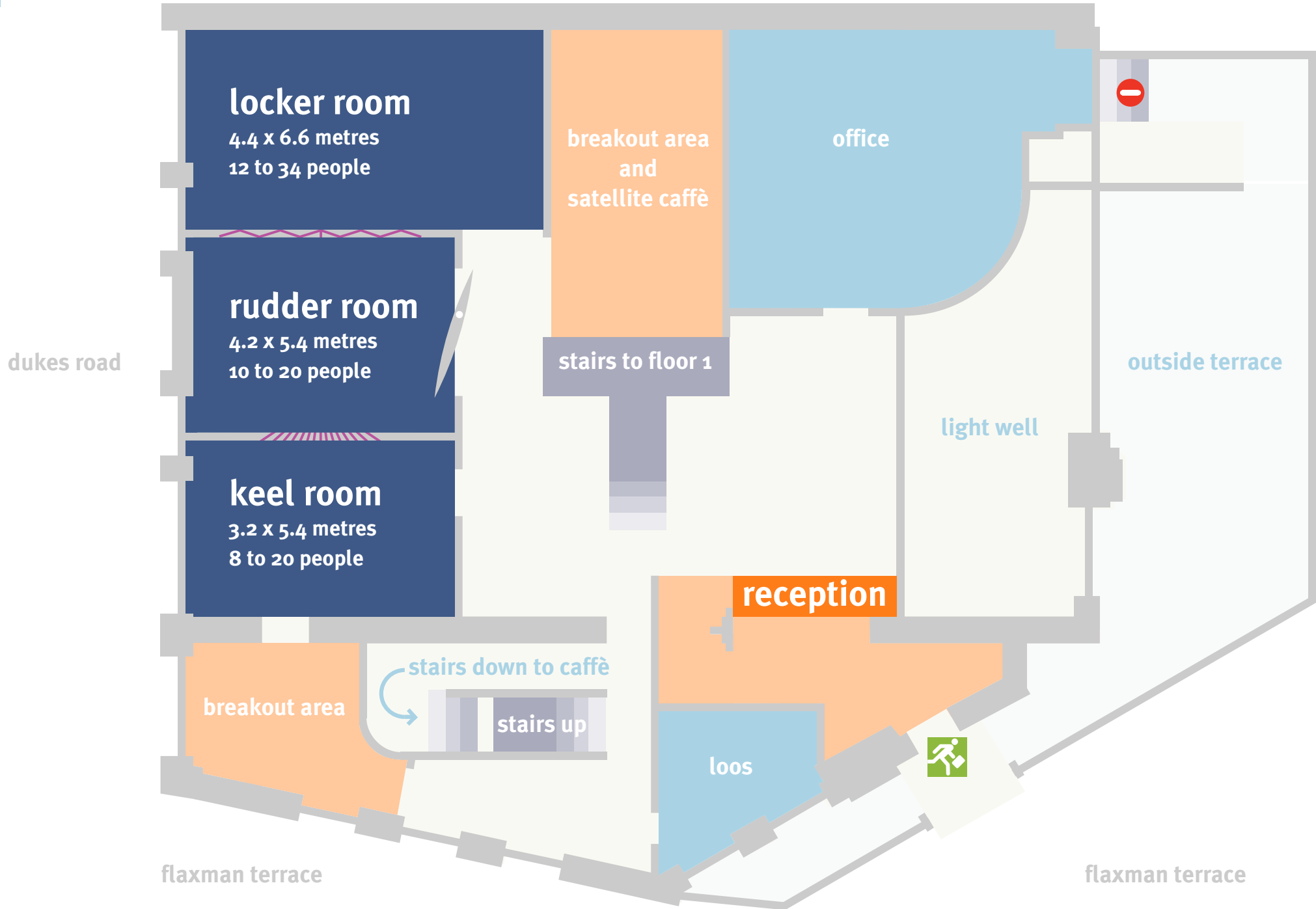
wallace space **st pancras** dimensions and capacities

	dimensions	minimum numbers	max. theatre style	max. u-shape tables + chairs	max. boardroom	max. u-shape chairs	max. cabaret	max. soft seating	working space in square metres
01 keel room	3.2 x 5.4 mtr	8	15	10	10	10	8	8	17
02 rudder room	4.2 x 5.4 mtr	10	18	10	10	12	12	8	22
03 locker room	4.4 x 6.6 mtr	12	20	14	12	18	16	16	0
rudder & locker	6.6 x 8.6 mtr	22	40	20	18	20	30	20	40
11 long room	12.2 x 5.3 mtr	25	70	20	24	40	40	30	65
12 square one	6.0 x 4.85 mtr	10	24	12	12	16	15	12	29
13 glass room	4.8 x 4.1 mtr	6	15	8	8	10	0	8	20
21 corner room	3.8 x 6.3 mtr	8	20	10	12	12	10	10	24
22 clipper room	10.1 x 9.1 mtr	45	110	28	22	40	80	35	92
23 square two	5.6 x 5.2 mtr	10	24	12	16	16	16	12	29
24 dogleg	5.0 x 3.0 mtr	8	16	10	10	12	10	8	15
31 nest one	7.0 x 5.7 mtr	12	40	16	18	20	20	18	45.6
32 nest two	7.0 x 5.7 mtr	12	34	16	18	20	20	16	40
swimming pool kitchen	18.4 x 9.5 mtr	<i>maximum numbers for dining 100 maximum numbers for a stand up reception 200</i>							





wallacespace **st pancras** ground floor









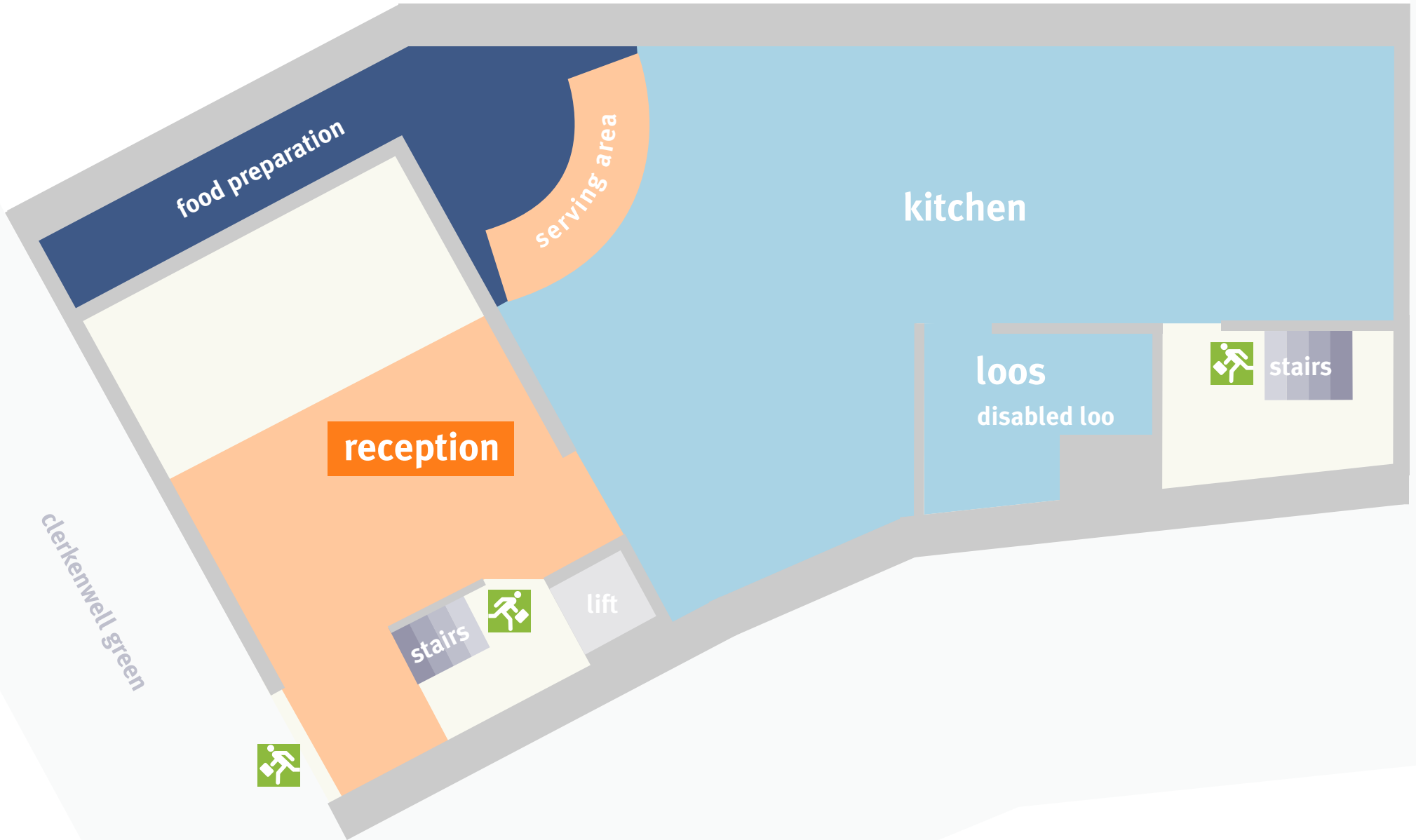


wallacespace clerkenwell green dimensions and capacities

	dimensions	minimum numbers	max. theatre style	max. u-shape tables + chairs	max. boardroom	max. u-shape chairs	max. cabaret	max. soft seating	working space in square metres
11 salt room	5.0 x 7.5 mtr	14	35	14	10	18	24	14	32
12 pepper room	5.0 x 7.5 mtr	12	30	14	10	18	20	14	32
salt + pepper	10 x 7.5 mtr	28	70	22	26	26	56	24	63.5
13 sugar room	4.4 x 2.5 mtr	6	15	8	18	10	0	8	14
14 ginger room	5.4 x 3.3 mtr	6	15	10	18	14	0	8	17
15 nutmeg room	5.4 x 3.3 mtr	6	15	10	18	14	0	8	17
21 tea room	5.0 x 7.5 mtr	14	35	14	10	18	24	14	32
22 coffee room	5.0 x 7.5 mtr	12	30	14	10	18	20	14	32
tea + coffee	10 x 7.5 mtr	28	70	22	26	26	56	24	63.5
13 copper room	4.4 x 2.5 mtr	6	15	8	18	10	0	8	17
14 tin room	5.4 x 3.3 mtr	6	15	10	18	14	0	8	34.5
31 silk room	5.1 x 7.5 mtr	14	40	14	18	18	24	14	32
32 cotton room	5.1 x 7.5 mtr	12	35	14	18	18	20	14	32
silk + cotton	10.1 x 7.5 mtr	30	80	22	28	26	56	24	63.5
33 flax room	4.5 x 2.5 mtr	4	10	6	8	10	0	8	15
34 jute room	5.5 x 3.3 mtr	6	15	10	10	14	0	8	17
35 hemp room	5.5 x 3.3 mtr	6	15	10	10	14	0	8	17
penthouse a	10.0 x 7.0 mtr	n/a	n/a	n/a	n/a	n/a	56	n/a	65
penthouse b	12.5 x 4.0 mtr	n/a	60	22	26	26	45	24	48
the den	22 x 6 x 2.4 mtr	n/a	160	40	40	60	100	50	185

the kitchen

maximum numbers for dining 100
maximum numbers for a stand up reception 170













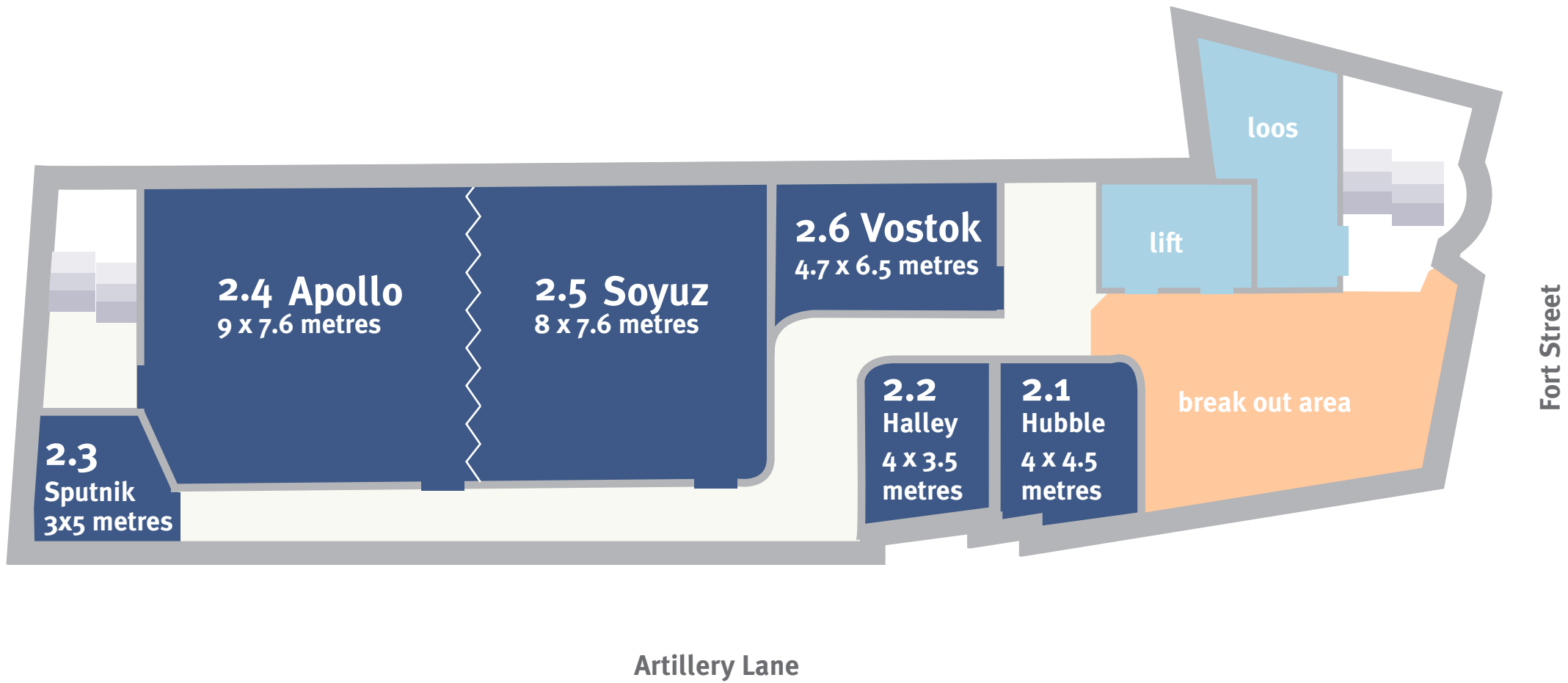
wallacespace **spitalfields** dimensions and capacities

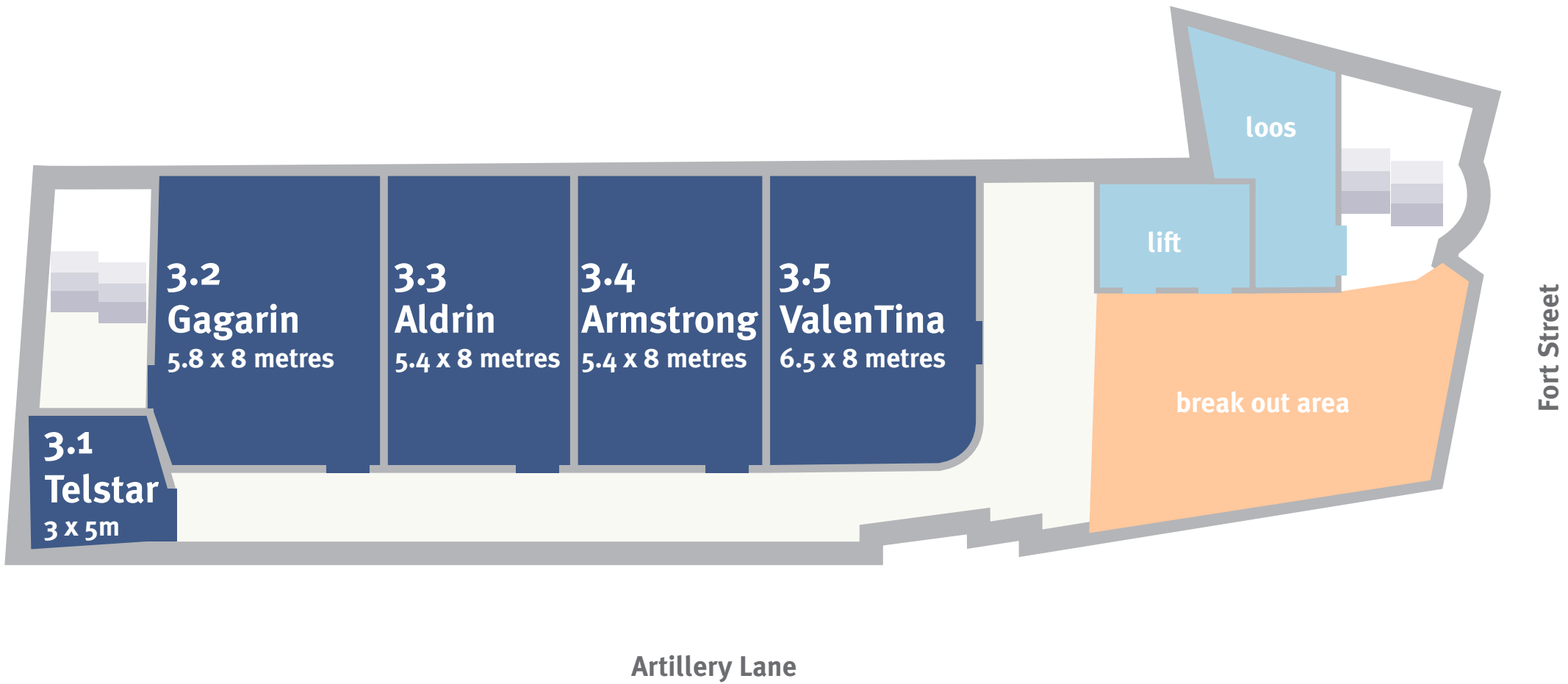
	dimensions	minimum numbers	max. theatre style	max. u-shape tables + chairs	max. boardroom	max. u-shape chairs	max. cabaret	max. soft seating	working space in square metres
1.1 ariane	3.0 x 8.5 mtr	14	20	16	10	20	20	16	41.5
1.2 strelka	4.0 x 5.0 mtr	6	12	10	10	12	0	10	22.5
1.3 belka	4.0 x 5.0 mtr	6	12	10	12	12	0	10	22
1.4 luna	9.0 x 9.0 mtr	35	100	28	18	40	60	35	98.5
1.5 laika	4.0 x 8.0 mtr	12	20	12	18	16	16	14	31
2.1 hubble	4.0 x 4.5 mtr	6	12	8	24	8	0	8	18
2.2 halley	4.0 x 3.5 mtr	4	8	8	12	6	0	6	14.5
2.3 sputnik	3.0 x 5.0 mtr	4	8	8	8	8	0	6	15.5
2.4 apollo	9.0 x 7.6 mtr	26	65	10	14	24	10	24	71
2.5 soyuz	8.0 x 7.6 mtr	22	60	28	20	20	30	20	63
apollo + soyuz	17 x 7.6 mtr	60	180	12	40	40	90	50	129
2.6 vostok	4.7 x 6.5 mtr	8	20	10	10	12	12	12	23.5
3.1 telstar	3.0 x 5.0 mtr	4	8	16	8	6	0	5	17.5
3.2 gagarin	5.8 x 8.0 mtr	20	40	16	22	22	30	20	48.5
3.3 aldrin	5.4 x 8.0 mtr	14	26	28	14	24	24	18	42
3.4 armstrong	5.4 x 8.0 mtr	14	26	12	14	24	24	18	41.5
3.5 valentina	6.5 x 8.0 mtr	18	40	10	20	20	30	20	50

rooftop kichen

*maximum numbers for dining 100
maximum numbers for a stand up reception 120*









wallacespace **spitalfields rooftop cafe**

